

WORKSHEETS 1

1. Look and read. Write yes or no. There are two examples.

Examples

Some children are eating.

yes

A man is eating breakfast.

no

Activity

1. The children are happy. _____
2. Some girls are eating ice cream. _____
3. The children are eating fish. _____
4. The children are at home. _____
5. There are seven children. _____



2. Read the sentences. Write one word from the word bank on the line.
There is one example.

Example

I like fish and chips.

Activity

Word bank

and / or / but

1. I like rice _____ chicken.
2. I like apples _____ I don't like oranges.
3. Would you like orange juice _____ would you like lemonade?
4. You can have cake _____ you can't have sweets.
5. I like milk. I drink it at breakfast, at lunch _____ at dinner!

WORKSHEETS 2

3. Where's the burger? Choose your answer from the word bank and write it on the line.
There is one example.

Example








The burger is behind the box.

Activity

Word bank

behind / next to / between / in front of / in / under

1.  The burger is _____ the box.
2.  The burger is _____ the box.
3.  The burger is _____ the box.
4.  The burger is _____ the box.
5.  The burger is _____ the boxes.

WORKSHEETS 3

4. Look at the pictures. Look at the letters. Write the words. There is one example.

Example



book

o k o b

Activity

1.



t u c e p r o m

2.



s e k d

3.



c e p l i n

4.



e l u r r

5.



h a t r e c e